

How to Draw the Mansion House:




1. Draw a triangle.




2. Draw a triangle inside the first one.




3. Add two rectangles underneath.




4. Add columns (long rectangles with squares on the top and bottom).



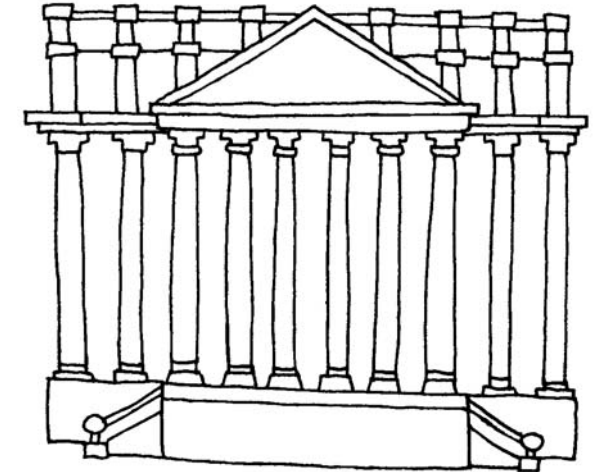
5. Add a rectangle underneath.




6. Add a triangle and a rectangle to both sides.




7. Add columns to both sides (long rectangles with squares on the top).




8. Draw rectangles on the top of the columns.



9. Add squiggly bushes and arches on the ground floor.



10. Add tiny squares to the triangle. (These are called 'dentilles'.)



11. Finish by adding windows (rectangles) and other details.

If you can draw a circle, a rectangle, and a triangle, you can draw the Mansion House.

